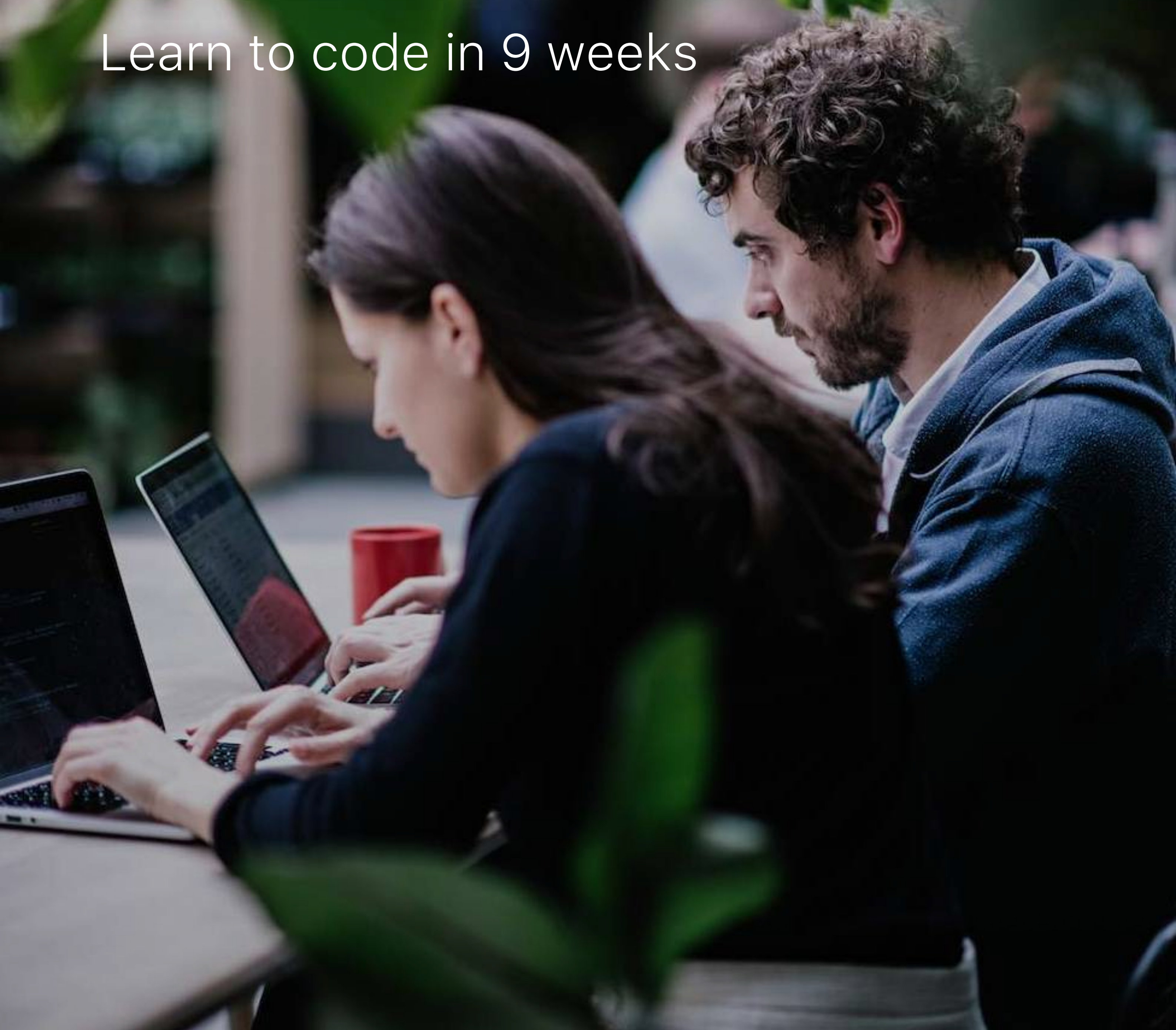


# Web Development course.

Learn to code in 9 weeks



le wagon

# Table Of Contents

Everything about Le Wagon

Overview	3
What you will learn	4
Our Product Mindset	5
Our Alumni	6
Detailed Curriculum	8
Our Community	16
Our Online Platform	17
Alumni Jobs	18
Alumni Startups	19
FAQ	20



# Overview

## Product **first.**

Le Wagon is a very product-driven program teaching the core concepts of programming and web development. During the course, our students learn how to build robust and beautiful web applications by themselves, collaborate within a team of developers and adopt the technical workflow followed by successful startups.

## Think like a **developer.**

Aside from technical skills, our students also learn how to think and solve problems like a developer by breaking complex problems into smaller ones. By the end of the course, they are able to learn a new programming language or framework by themselves, which is extremely important in the fast-paced environment of web-development.

## A lifetime **community.**

After the bootcamp, our students are granted lifetime access to our online platform with up-to-date videos and tutorials about the latest tools and best practices of software development. They also become members of our highly-engaged community and network of international talents and teachers who keep helping each other and sharing opportunities on a daily basis.

## **Successful** graduates.

More than 10,000 alumni have graduated from Le Wagon. Many of our graduates have joined tech companies as developers or product managers. A lot of them also have started a career as freelancers or launched startups, with the most successful raising up to \$13.5M.



# What you will **learn.**

We've been teaching people how to code since 2013 and are committed to excellence. In 9 weeks, you will be able to:

- ✓ Understand the core concepts of object-oriented programming
- ✓ Learn ES6 (last version of Javascript) as a second programming language
- ✓ Structure your software following design patterns like MVC
- ✓ Adopt the right technical workflow: design your wireframe & mockup, test your UX with a prototype, split your user stories across your team and collaborate with branch and pull requests with git and Github
- ✓ Integrate a 3rd party service using an API or scrape HTML data
- ✓ Design a relational database and build queries with SQL
- ✓ Build your UI (User Interface) following atomic design framework
- ✓ Discover TDD (Test Driven Development) and learn how to cover your application's code with unit tests
- ✓ Code a CSS library using recent techniques like flexbox or CSS grid



## World's most acclaimed coding bootcamp

Le Wagon is the world's most acclaimed coding bootcamp, with an average grade of 4.98/5 according to 1800+ student reviews on SwitchUp.

# Our **Product** mindset

We've helped our 10,000+ graduates build more than 2,400 products. For our students, being a great developer is not just about code but also about mastering all the skills involved in building a tech product:

- ✓ Engineering skills to design your database and your software
- ✓ UX Design skills to build features your users actually want
- ✓ UI Design Skills to make your interface intuitive
- ✓ Graphic Design skills to design a great-looking product
- ✓ Analytics skills to keep track of your users' behaviour
- ✓ Collaboration skills to work in a tech team with the correct workflow



## **World's most acclaimed coding bootcamp**

Le Wagon is the world's most acclaimed coding bootcamp, with an average grade of 4.99/5 according to 1800+ student reviews on Course Report.

# Our Alumni.

Learning how to code tech products can lead to different paths. After Le Wagon, our 10,000+ alumni have :

- ✓ Become fullstack developers, software engineers or product managers for some of the world's best tech companies (Google, Uber, Blablacar, Algolia, Trainline, etc...)
- ✓ Kickstarted their career as freelance web developers working from wherever they want, and finding new opportunities through Le Wagon's network and 43 worldwide campuses.
- ✓ Validated their ideas by coding their first MVP as entrepreneurs, founded their companies, and raised money to accelerate their growth.

*The curriculum at Le Wagon is really first class. They've found a way to teach you all of the important practical skills you'll need to make a web application, while cutting out unnecessary concepts.*

**Aoife McDaid**  
Software engineer, **Algolia**



# Meet our Alumni.

They became fullstack developers, product managers, tech freelancers.



## **Christos Dimitroulas**

Fullstack Developer, **Headstart**

Christos joined a YC S17 startup as fullstack developer where he is now programming with Node.js. Thanks to our course, he had no issues switching from ruby to javascript!



## **Gregoire Charles**

Product Manager, **Talent.io**


Gregoire learned programming to be a better Product Manager and work more efficiently with developers, understanding their tech workflow.



## **Lola Barbier**

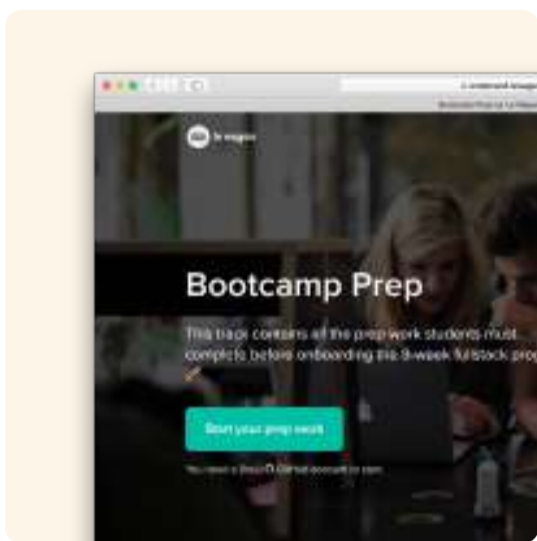
Freelance Web Developer

From copywriter to web developer, Lola now works on various freelance projects. She always helps her clients define what they want first before jumping into the code!



# Detailed Curriculum.

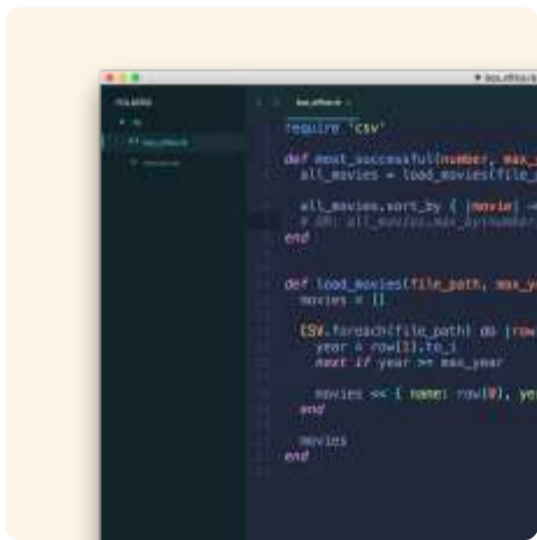
Our bootcamp is structured in 3 core phases. Our students also have to complete some preparation work to make sure they are ready for the 9-week bootcamp.



## Phase 0 - Prepwork

~60h of work

Get up to speed for the bootcamp



## Phase 1 - Foundations

3.5 weeks

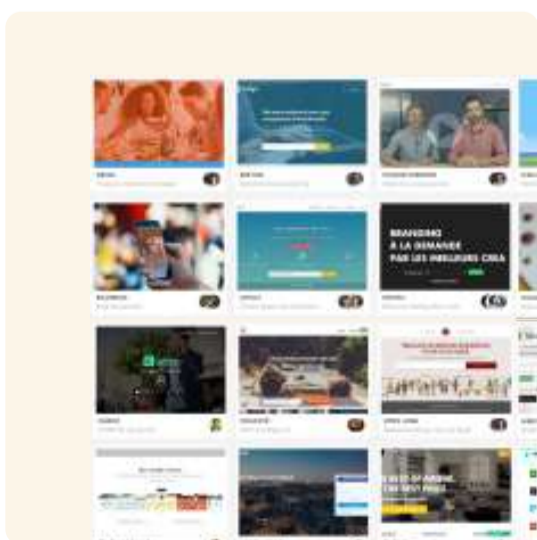
Learn the core concepts of programming, software architecture and relational databases.



## Phase 2 - Web Development

3.5 weeks


Learn UI Design, front-end development and code your web applications with Ruby on Rails.



## Phase 3 - Final Projects

2 weeks

Invent, design, code, deploy and pitch personal projects in teams.





# Phase 0 - **Prepwork.**

(~60 hours of work)

Get ready to start the bootcamp.

The Web Development course is very intense. To save time and nail it from the beginning, our students must complete the prepwork on our custom-built platform before starting the bootcamp. This work takes around 60 hours and gives them basic knowledge of:

Web 101, how the web works

Terminal basic commands

Git basic commands

HTML / CSS foundations

Javascript foundations

General knowledge about tech workflows in a startup

Prepwork enables our students to understand basic notions beforehand, through a clear introductory course. It facilitates the learning process for when we cover these concepts in detail during the program.

*Learning materials and resources are extremely well-organized, and become your bible. Daily exercises keep you focused and motivated regardless of your initial skill-level.*

**Yuta Fujii**

Fullstack Engineer, **Alarmbox**



# Phase 1 - **Foundations.**

(3.5 weeks)

Learn the core concepts of programming, software architecture and relational databases.

## >\_ **Developer setup - 1st day**

Install a professional developer's environment and be ready to nail it for the 9 weeks

Command line basics

Navigating a file system (create, update, delete files/folders)

Install Ruby and a Version Management tool

Must-have developer's packages

Version control with git / Commit and push on Github

## ◆ **Programming basics - 1 week**

Write algorithms manipulating variables, loops, conditions and data structures like Array and Hash. Parse and store data from standards files (CSV, JSON, XML, HTML).

Core concepts of programming

Ruby doc for built-in classes

Algorithms & data structures (Array, Hash)

Text pattern detection with Regular Expressions

Parse and store data from standardized files (JSON, CSV, XML)

Web scraping with Nokogiri

Request and parse data from RESTful JSON APIs



## **Software Architecture - 1.5 weeks**

Structure your code with different classes following Object-Oriented principles. Like an architect designing a building, a developer must respect patterns when designing a software.

Core concepts of Object-Oriented programming

Classes, objects and instance variables

Instance and class methods, Inheritance

Public vs. Private Interfaces

Routing users' requests

Simulating a database with CSV files

In-depth understanding of MVC (Model View Controller)

## **Relational Database, SQL & ORM - 1 week**

Any software needs to store information in a database. Without a database, Facebook would not persist users' data. Learn to design a relational database and build structured queries to your database with SQL.

Database Schema Design & SQL

One-to-many, many-to-many relations and join table


CRUD in SQL (Create, Read, Update, Delete)

Advanced JOIN queries

Connecting your DB to ruby with an ORM (Object Relational Mapping)

Active Record Basics: migrations & naming convention

Active Record Advanced: associations & validation



# Phase 2 - **Web Development.**

(3.5 weeks)

Learn UI Design, front-end development and code your web applications with Ruby on Rails.

## **Building web interfaces**

Elaborate your UI with atomic design and code beautiful components & layouts by applying the latest CSS techniques.

Product Design, UX & UI principles

HTML basics

CSS (selectors, properties, stylesheets' organization)

Atomic design principles

CSS techniques with flexbox & CSS grid

CSS media queries for Adaptive Design

Bootstrap basics & Responsive Grid System

## **ES6, the latest Javascript version**

Learn ES6, your second programming language after ruby, to add dynamic behaviors to your website or update pages without reloading thanks to AJAX.

JavaScript fundamentals

ES6 and differences to ES5

JavaScript Tooling (Babel, Webpack, yarn)

DOM Events & AJAX





## Wrapping all together with Rails

Wrap it all together by coding your first Ruby on Rails applications. Deploy your applications in production & start coding "the Rails way".

MVC in Rails: Routing, Controllers, Params & Views

Models & CRUD in Rails

Adding gems to your project

ERB: Layouts, Partials and Helpers

Nested Resources and Namespaces

Refactoring an app with Services

Defining a Rails API



## Building Airbnb in teams

Code a clone of Airbnb from scratch in 5 days. You will work in teams to learn to collaborate on Github using pull requests and deploy your apps on Heroku, using the same workflow as successful startups.

Collaborating on a Rails app with Git and Github

Testing in Rails with Rspec

Authentication with Devise

Omniauth and 3rd services' login (FB, Linkedin, Spotify...)


Users' authorization

Search in Rails

Payment, Mailing, Geocoding and Maps

Background Jobs with Sidekiq

Image upload with Cloudinary & Continuous Deployment with Heroku



# Phase 3 - **Projects.**

(2 weeks)

Invent, design, code, deploy and pitch personal projects in teams.

Projects Phase is the ultimate experience of the program: invent, pitch, design, code and deploy an original project in teams of 3 or 4 people during the two final weeks.

Product's target and unique value proposition

Prototyping on Figma to test your UX

Splitting work into user stories

Coding an original web app from scratch: from back-end to user-interface

Deploy your app on a production environment

Pitch your web-app in a public graduation ceremony

*Le Wagon prepared me really well for my career change since it gave me all the resources and tools to become a proper full stack developer and to keep on learning on my own. It gave me access to this huge community that can help you when needed.*

**Anne de Joly**  
Freelance Developer



# Career Week.

(1 week - optional)

Prepare yourself to dive into a new career through workshops, talks and 1-to-1 coaching.

The career week is an optional 1-week schedule packed with practical workshops to get ready for your next steps. From building a portfolio to inspiring talks, prepare yourself for a new life in tech!

Design a resume geared for your career goals

Boost your online presence with LinkedIn and Github

Build a portfolio to showcase your projects

Learn to navigate the job market and apply for companies

Start your post-bootcamp learning journey with React

Meet with recruiting agencies

Listen to inspiring freelancers and entrepreneurs

Get introduced to our hiring partners

After this intensive Career Week, we offer dedicated, 1-to-1 coaching for all our graduates through Office Hours.

*I landed my job about a month after graduating, via the Tech Jobs Night organized by Le Wagon. Though we can still catch up around alumni drinks, I'm really going to miss my Le Wagon family!*

**Edward Blundell**

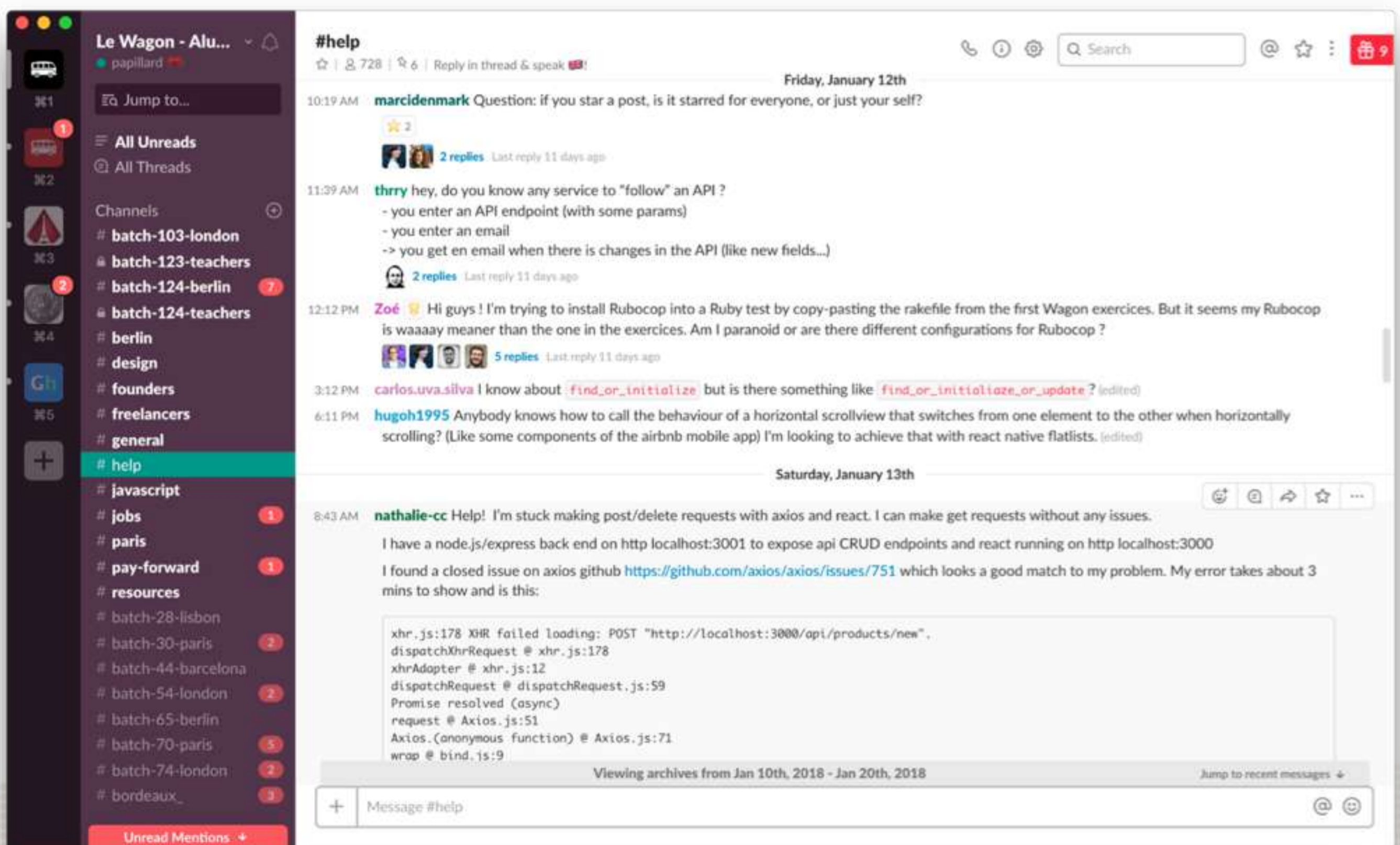
Fullstack Developer, **SOW Experience**



# Our **Community.**

More than 10,000+ creative alumni with various backgrounds (engineers, entrepreneurs, freelancers, designers..) coming from 50+ countries are chatting every day on Slack, getting help from Le Wagon's teachers, sharing tips, resources, code gists, job offers and news from their products. One of the best tech communities in the world.

Check our Slack to get a taste of it 🙌



*You will always be welcome in our 43 campuses worldwide.*

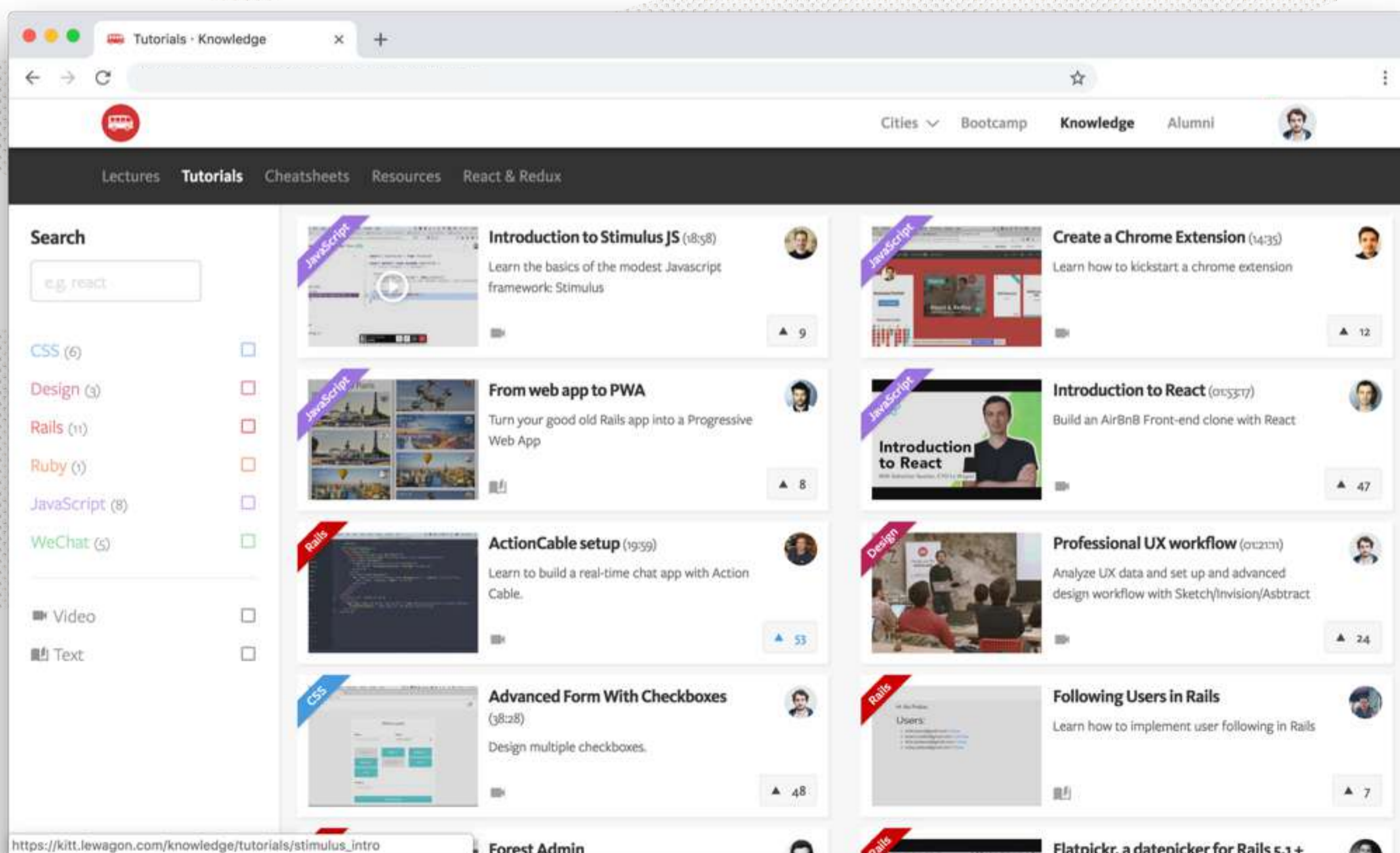


# Our Platform.

We warned you, we are serious about product! That's why we've developed the best platform we could imagine for our students:


- ✓ 300+ challenges
- ✓ 45 video lectures of 1h30 to re-watch any time after the bootcamp
- ✓ 100+ live-codes and tutorials on real-life examples
- ✓ 900+ flashcards to rehearse core concepts
- ✓ **Life-time access to our platform** and all our future resources & tutorials

All this content has been developed thoroughly by Le Wagon's teachers for the last 7 years, batch after batch, feedback after feedback. We believe a great coding course demands lots of iterations and refinements to make sure we are moving at the same pace as the tech we are teaching.



# Alumni **Jobs.**

Our alumni now work for the best tech companies as product managers or developers. Recruiters all love the "Product know-how" of our graduates.



*When we decided to launch Matera (illicopro at the time) with Raphael, we couldn't find our CTO. So we decided to learn on our own. Not only Le Wagon enabled me to release our MVP and to get our first clients but I also met Romuald there, who is now lead dev at Matera.*

**Victor Prigent**  
Cofounder, Matera

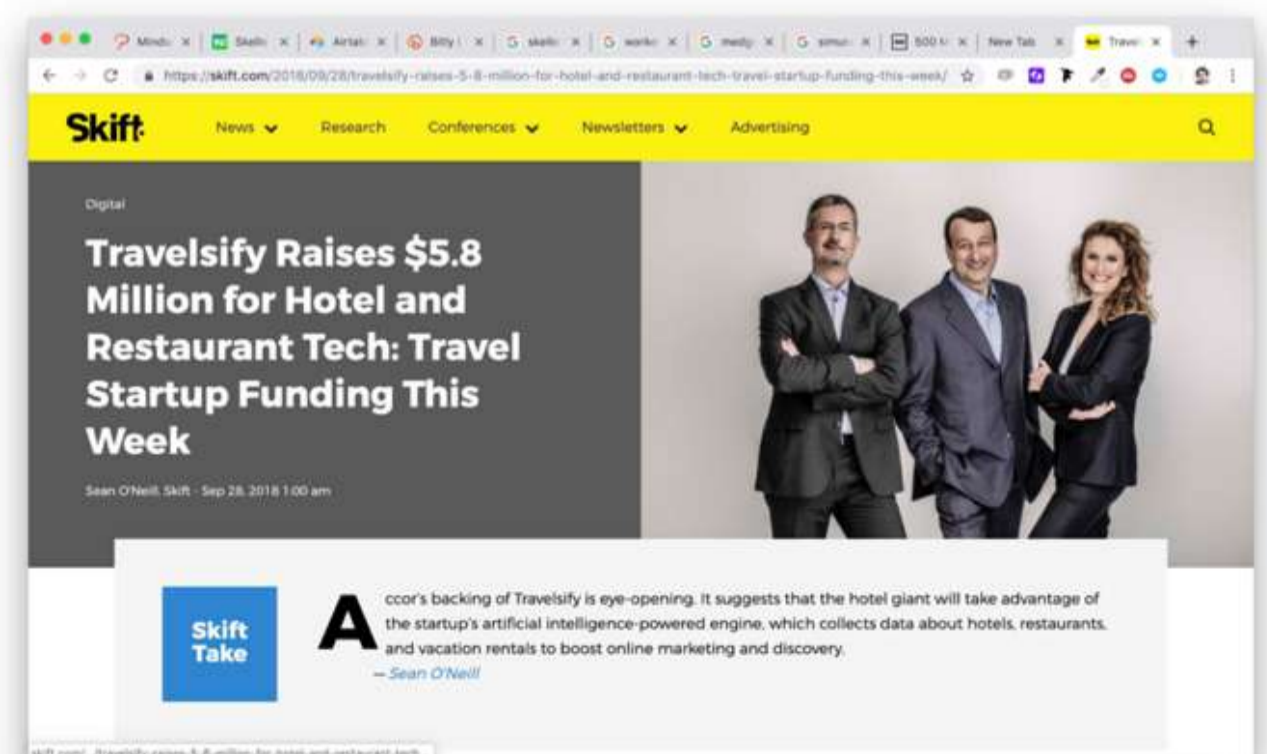
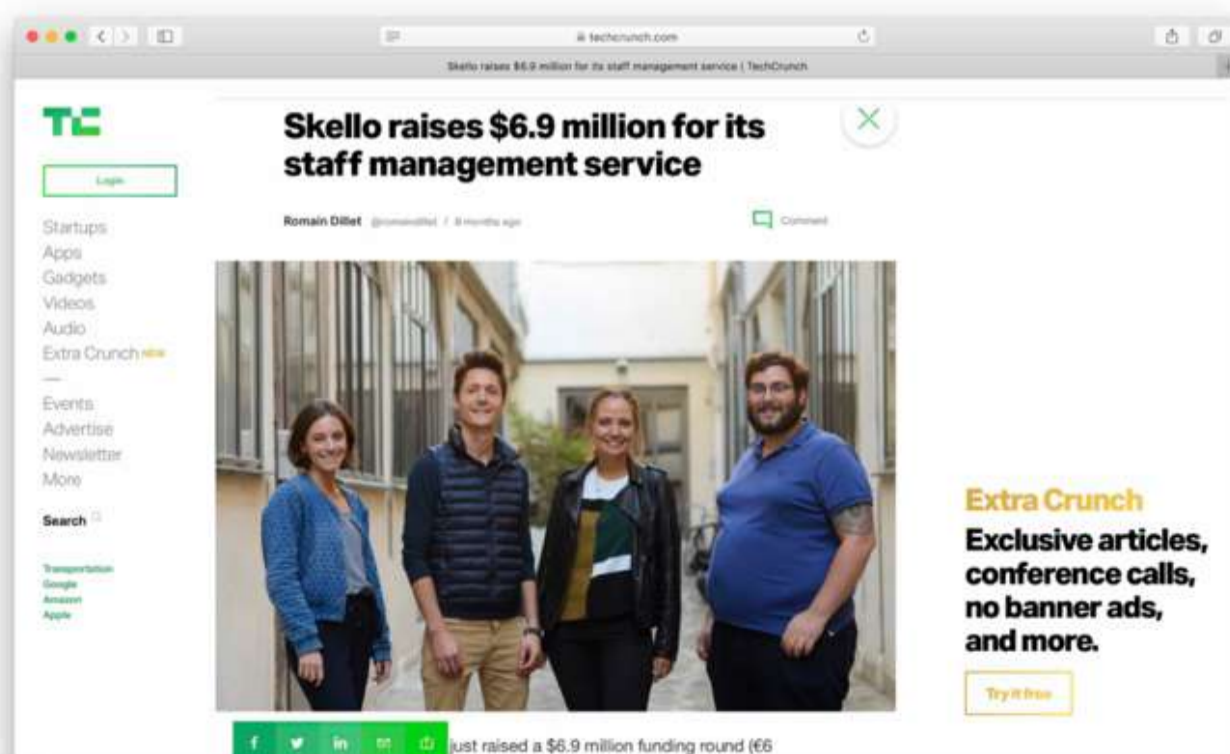
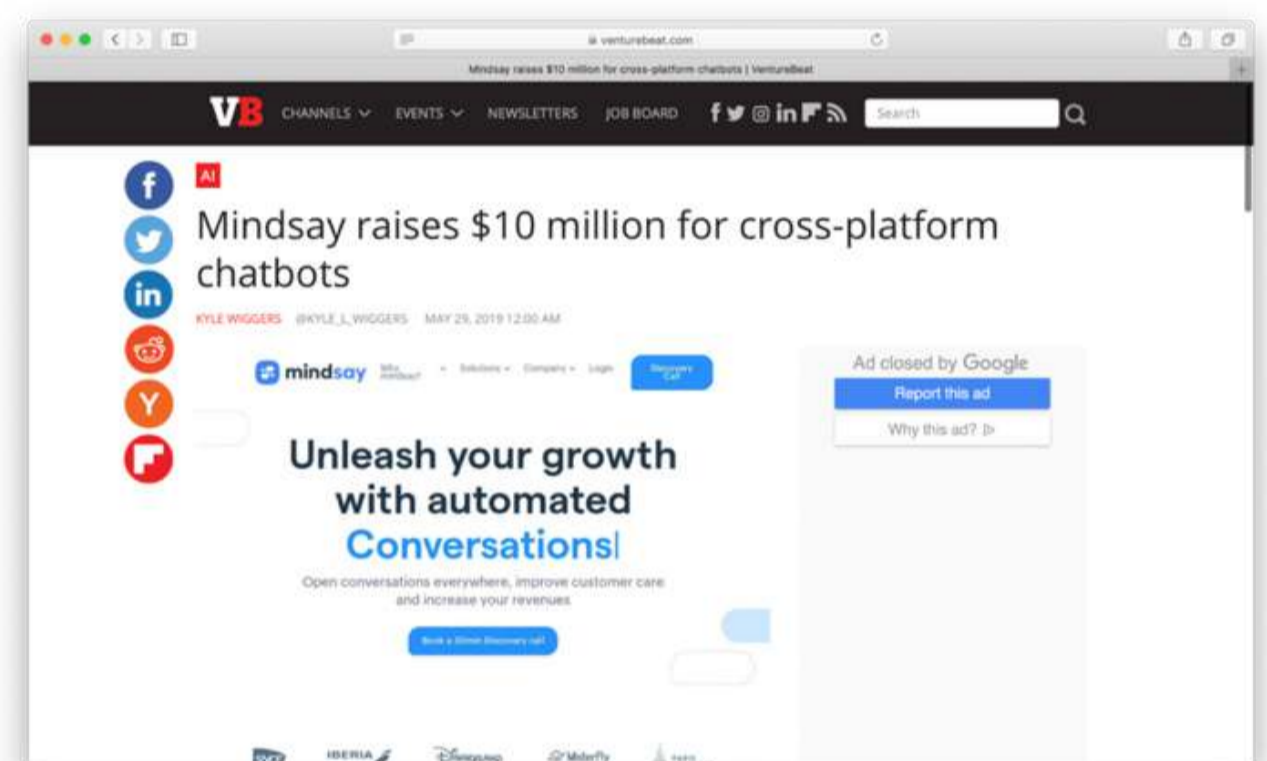


# Alumni **Startups.**

Le Wagon's community is also a strong network of entrepreneurs. More than 140 startups have been launched by Le Wagon alumni, 69 of them having successfully raised funding for a total of over \$130M to date.

- ✓ 30 of these startups have raised between \$1M and \$13.5M
- ✓ 19 of these startups have raised between \$300,000 and \$999,000
- ✓ 130+ active startups have been launched by Le Wagon alumni
- ✓ 50% of the founders meet each other during the bootcamp

Successful companies that have emerged from Le Wagon include Skello, Workelo, Regaind (acquired by Apple), Travelsify, Side.co, Plato, Scalia A-line, Kudoz and many more...



# FAQ.

All you need to know before applying to our web development course.

## 1. Tuition fees, scholarships, funding options

### **What are the tuition fees?**

Price may vary depending on the location and its cost of living. You will find prices for our different courses on the page of each city on Le Wagon's website (accessible from the top navigation bar).

### **Are there any scholarships available?**

Some cities offer scholarships for co-founders, locals, women in tech, or in partnership with local organisations. You will find more details about these scholarships on the page of each city on Le Wagon's website. Feel free to reach out to the local Admissions Manager for more information and possible assistance.

### **What payment plans do you offer? What are the instalments and payment schedule?**

The bootcamp is to be paid in several instalments. The number of instalments varies depending on the city. Please reach out to the local admission manager for any questions - she/he'll be happy to share any specificities on this matter.

### **Are there other funding options available, like deferred tuition, student loans or ISA?**

Some cities offer specific funding options with local financial partners, like deferred tuition plans, student loans with interesting conditions or Income Share Agreements (ISA). Again, you will find more details about these options on each city page on Le Wagon's website. Feel free to reach out to the local Admissions Manager to have more details about their local funding options.

## 2. Application, Selection, Preparation

### How can I apply to a course?

To apply to a course, you just need to complete and submit the application form on our website, choosing the course (web development, data science), the format (9-week full-time, 24-week part-time) and the city you're interested in. This is a rather quick process, that takes a few minutes. We will then schedule an interview (by Zoom or on-site) to understand your goals more in details.

### How will you evaluate my online application?

In your online applications, we're only looking for one thing: motivation. Our bootcamps are very intense, fast-paced and demanding, and we only select the most motivated students to get onboard. Make sure you explain why you want to join Le Wagon in your application - the more details you give us, the better chance you have to get selected for the interview.

### What's the interview about?

Our Web Development bootcamp is designed for beginners and there are no prerequisite skills required. Our Admissions Manager will mostly assess your motivation as well as your professional and personal projects during the interview, to make sure they are consistent with the outcomes of the bootcamp.

### What are the next steps after the interview? Are there any assessments?

If you are selected after the interview, you will then have to complete an online assessment of 8 to 15 hours covering basic concepts of programming in Ruby on Codecademy. This assessment does not really test your technical skills and everyone can do it! It's still a great way to assess your motivation and make sure that you are ready to eat, sleep and breathe code during the bootcamp. To get accepted onto the course, you must complete 100% of this assessment.

**Tips:** you will receive the link to this assessment on Codecademy right after applying to the course on our website. We recommend that you start working on it as soon as possible, even before the interview if you can. It's the best way to show us your motivation during the interview and it will give you a better chance of being accepted.

### How will I know if I get accepted?

If you pass the interview and complete 100% of the online assessment on Codecademy, it means you have the right motivation and are ready to dive into programming for two months. Congratulations, you've passed all the selection process and you can now join the web development bootcamp. Our Admissions Manager will get back to you with a contract and send you the preparation work to complete before the beginning of the course.



## **Is there any preparation work once I get accepted?**

Yes, we will send you an online preparation work once you've passed all the selection process. This work takes around 60 hours and will give you a basic knowledge of how the web works, terminal basic commands, versioning and basic concepts of web development and tech workflows. This prepwork is absolutely mandatory and must be completed before the beginning of the bootcamp.

## **Can I join a waiting list if a session is full?**

It is very rare that candidates abandon ship once they have been accepted to the course. Nevertheless, we always open a waiting list when bootcamps are full, in case this happens! To join the waiting list, you will have to go through the exact same application process.

## **How should I choose the right city to do the course?**

Le Wagon fulfills the exact same mission in all of our locations. The curriculum is the same everywhere as are all of our materials (lectures and exercises). Teachers and teaching assistants are hired and trained in the same way around the globe.

Our advice to help you choose a city would be:

- **Environment:** it is ideal to do the bootcamp in a city where you would like to build something - either take part in its tech community, launch your startup, or find a job.
- **Quality of life:** can I afford it? Would I like the climate? etc.
- **Language:** check the language in which the bootcamp is actually done (our bootcamp is taught in English in most of our cities, but there are several exceptions - in São Paulo and Belo Horizonte, the lectures are given in Portuguese, in France in French, etc.)

## **When will the next sessions take place?**

We usually open applications 4 to 5 months in advance. You will see the next batch dates on the page of each city on Le Wagon's website (accessible from the top navigation bar). If you are unsure about anything, feel free to reach out to the Admissions Manager of a specific city. She/He will gladly answer all your questions and contact you as soon as we open the applications for the upcoming batch.

## **Do you help international students to get a visa?**

Depending on your situation and where you would like to do the bootcamp, you will potentially need a tourist or business visa. Please reach out to the city's Admissions Manager for more information and possible assistance.

**Extra information:** for mainland China, in some cases, we can invite you on a Business Visa (M). Duration and number of entries vary according to your nationality. Please consult our team to have more information.



## 3. Student profile

### **I don't have any technical background, can I join the course?**

You don't need any technical background to join our web development bootcamp. We expect 3 things from our students: be (extremely) motivated, be curious, be social. If this sounds like you, then we'll be more than happy to have you on board if you pass the selection process.

### **Is there a typical profile for a Le Wagon student?**

Our students all have very different profiles. They are between 18 and 55, and they all share the same curiosity and enthusiasm for coding and data. They all come from various background: undergraduates, marketers, engineers, sales, lawyers, journalists, architects, musicians... Thus, spending 9 weeks at Le Wagon is not only an incredible human experience, it also helps you build an astonishing network for your after-bootcamp life to keep learning and find an amazing job or freelance opportunities!

### **I'm under 18 years old, can I apply?**

You need to be 18 to enroll for the course. However, you can apply if you are 17 as long as you turn 18 before the start of the bootcamp.

### **I'm over 50 years old, should I apply?**

We've had many students over 50 and they've succeeded in learning web development or data science and starting new careers like anyone else. Age doesn't make any differences in the recruitment process to get onboard, the only thing we consider is your commitment and your motivation.

## **I currently don't have an idea of a final project to work on. Is it a problem?**

Don't worry about it! Students with a project are invited to pitch their idea during the bootcamp while people without one are welcome to team up with them.

## **What language is the bootcamp taught in?**

In most cities, the bootcamp is taught in English.

In French cities, the program is in French. You will have a 1h30 lecture in the morning in French, and a 1h30 live-code in the evening in French as well. So, if you don't understand French correctly, you won't be able to attend the bootcamp in France.

In some other cities (São Paulo, Shanghai, Chengdu, Tokyo) specific sessions are organised in other languages (Brazilian Portuguese, Chinese, Japanese). You can check the language of the next batch on the "Apply" page.

## **Do I need a laptop?**

Each student must have a laptop. You'll need Mac OS X or Linux, but if you only have Windows, no worries, you'll learn how to install Linux the first day.

**!** A Microsoft Surface or Apple iPad won't do. Those are not real computers. If you need a piece of advice on what to buy, please contact the staff.

# **4. Course info and schedule**

## **What's the course schedule? What's the level of commitment required?**

### **Full-time schedule**

The full-time bootcamp is a 9-week program, from Monday to Friday, generally 9am - 6pm. To get the most out of the program, you need to be fully committed to it as it is a truly demanding experience (360 hours of code in 9 weeks!). Generally, people who keep a side activity during the bootcamp struggle to keep pace.

### **Part-time schedule**

The part-time bootcamp is a 24-week program, where students have two remote sessions from 7pm to 10pm generally on Tuesday evening and Thursday evening, and come for one on-campus session on Saturday all day from 9am to 6pm.



In addition, part-time students have some homework and course videos to watch before coming to an on-campus or remote session to benefit the most from the session, e.g. practice, interact with their classmates and ask their questions to teachers instead of listening to a lecture after a day of work. The part-time program is really a marathon of 24 weeks! It requires students to be rigorous, do their homework, and be even more committed than for the full-time bootcamp. Note that the part-time schedule can be slightly adapted in each city and includes some breaks for public holidays.

The part-time bootcamp has been designed to fit around a full-time job or other commitments during the working week, with live sessions held in the evenings and weekends. Check out the city page of the campus you are interested in to see the weekly schedule. The weekly time commitment is 16 hours, with 14 hours of scheduled live sessions and 2 hours of video recorded lectures to watch.

## **What is the main difference between Le Wagon and other coding bootcamps?**

### **7 years of experience**

Le Wagon was founded in 2013 and has more than 7 years of experience teaching tech skills and helping people change their life, start a career in tech and thrive in their new job. More than 10,000 alumni have graduated from our bootcamps in 43 cities around the world, and Le Wagon is the most acclaimed coding bootcamp worldwide on Switchup according to student reviews. Feel free to reach out to any of our graduates on LinkedIn to hear what they have to say about Le Wagon.

### **Making you team-ready**

We've spent a lot of time improving our two bootcamps in web development and data science to bring tech skills to our students, but also to make sure they learn how to collaborate in a tech team with the right methodology and workflow, that they know how to use modern tools and apply best practices. This makes Le Wagon's graduates extremely interesting for tech recruiters, looking for talent combining tech skills & soft skills enabling them to work effectively within their teams.

### **A unique community**

Le Wagon's community is the most active bootcamp network with more than 10,000 alumni, 140+ startups founded by alumni (raising more than \$130M altogether) and 1,000 teachers in web development and data science. Once you graduate from Le Wagon, you belong to this vibrant family, you keep learning for life with the support of this community, and access unique job and freelance opportunities.



## **What is the main difference between Le Wagon and an academic degree in Computer Science or Data Science?**

The main difference between an academic degree and a bootcamp is that we don't start from scratch: we learn with a lot of practice using modern tools and methods. In an academic curriculum in CS or DS, you will start learning all the theoretical knowledge (e.g. hardware layer of your computer for a CS degree, or advanced concepts of linear algebra and statistics for a DS degree) before moving to applied topics like web development or machine learning. This is only useful if you want to be able to navigate between these layers.

However nowadays, you can build almost anything while only mastering the last part. That's why we designed our bootcamps this way. Of course you won't work at Tesla as a software engineer or at Google as a Deep Learning expert (unless you already have a scientific background when joining our bootcamp) but you will be able to work on your own tech products, web applications and data science projects or find a job as a junior developer, data scientist, data analyst or product manager with enough skills and knowledge to get started in your new company and bring value. Of course, that will be your role to keep learning in your new job and become more expert in specific topics.

## **Do you provide accommodation/catering?**

We do not provide accommodation or catering. The price of the course only includes the tuition - and unlimited tea, coffee, fruits. Nonetheless, our city managers will be more than happy to recommend some great places for your stay as they are used to helping students find accommodation and have lots of good plans.

## **5. Web Development curriculum**

### **What will I be able to build at the end of the web development bootcamp?**

At the end of the 9 weeks (full-time) or 24 weeks (part-time), you will have a Ruby on Rails junior developer level. This means you will be able to quickly prototype your ideas by creating web applications on your own. For instance, you will know how to include authentication to your web application (simple signin/signup, or Facebook/WeChat connect), add an admin back-office, include payment features, automate e-mails sending, and much more. You will also know how to quickly deploy in production and you will have learnt the programming best practices used by the best tech companies. You will then have different options at the end of the course:

- Find a developer job (front-end, back-end or full-stack developer)
- Find a tech-related job (e.g. product manager, solution engineer, operations manager, customer success manager, etc.) in a startup or a tech company
- Continue your entrepreneurial journey
- Become a freelance web developer



## **Do you teach TDD (Test Driven Development)?**

We do teach TDD. Every day, students work on exercises prepared and refined for 4 years by Le Wagon's pedagogical team. Those use the red / green / refactor methodology. Every evening, during the livecode, the class starts from a blank sheet and uses TDD to solve the challenges. We teach RSpec, the testing framework most used by rubyists.

## **Will I learn mobile app development?**

You will learn some concepts behind mobile app development. Let's be clear: you will not learn iOS, Android or Windows Phone development. We really think these skills cannot be taught (honestly) in 9 weeks. We prefer teaching you the basics of programming and web development for many reasons. First, these are the core skills of a software engineer, even if you want to dive into mobile development later on. Second, the web is THE open platform you need to understand. Thanks to Responsive Web Design (which is part of the program), and WeChat mini programs (in China), you will be able to create apps that will display nicely on mobile devices. You will also learn to create APIs that will be used by your mobile apps. It will then be very easy for any mobile developers to code your iOS or Android interface starting from the API you've built.

# **6. Career services**

## **Do you offer career support?**

Once the bootcamps ends, you will benefit from our career services. Our local team will organise a career week (see « Career Week » page) and help you prepare for tech interviews, meet the best local recruiters and connect with relevant alumni. You will also have access to a complete guide to kick-start your tech career after the course: boost your portfolio, prepare for technical interviews, leverage on our 10,000 alumni community, but also to lots of useful Slack channels to find jobs or freelance opportunities.

Our career team will introduce you to the right people depending on your goal and you will meet with inspiring alumni who will come back to share their post-bootcamp experiences, like how they found a job, started their own company or freelancing career.

These are the career services Le Wagon provides, offline or online depending on the COVID-19 situation in your city:

- Networking events, job fairs, career workshops and office hours with alumni or tech recruiters
- Coaching sessions with our Talent Manager or local alumni
- Resources our Career Playbook
- Introductions to our network of hiring partners through our Hiring Newsletter



## 7. Tech Recruiters

### **Is it possible to share our job offer(s) with your alumni?**

Yes of course. However recruitment is a long-term relationship and as such we would love to connect with you first!

### **Do you organise recruitment events?**

Yes we do! From regular events to great workshops to promote your company culture we would love to discuss the best format fitting your needs around a coffee. Tell us a bit more about you and join our alumni network right here!